
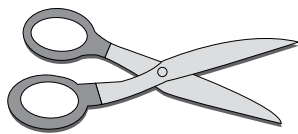


How To Make an Artery Model


What you will need:




one empty paper towel roll



scissors



red construction paper
and tape or red felt
with sticky backing



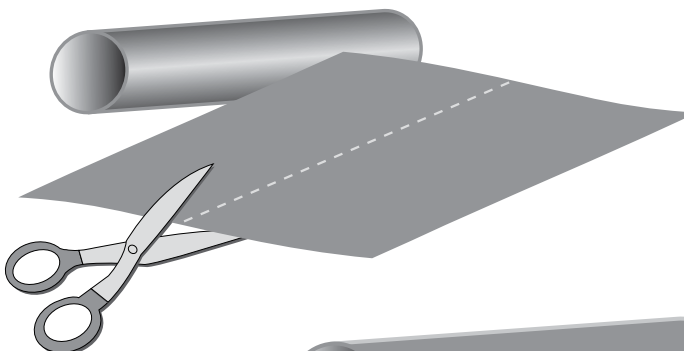
red modeling clay



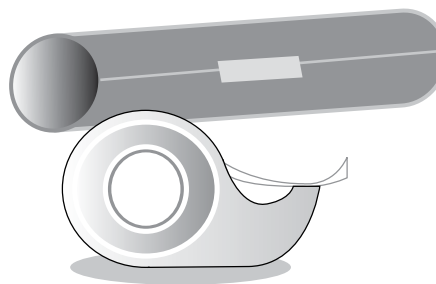
yellow modeling clay

What you need to do:

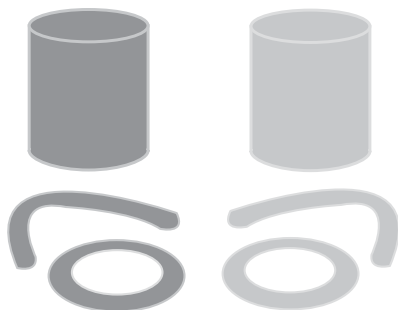
1. Cut construction paper or felt to fit around the outside of the roll.



2. Tape construction paper or stick felt around the outside of the roll.



3. Roll out thin pieces of yellow and red clay into doughnut-shaped figures.



4. Make one small, round ball of the red clay.

